



# GB4 Entrants & Drivers Briefing

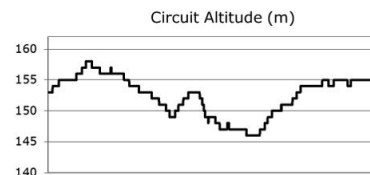
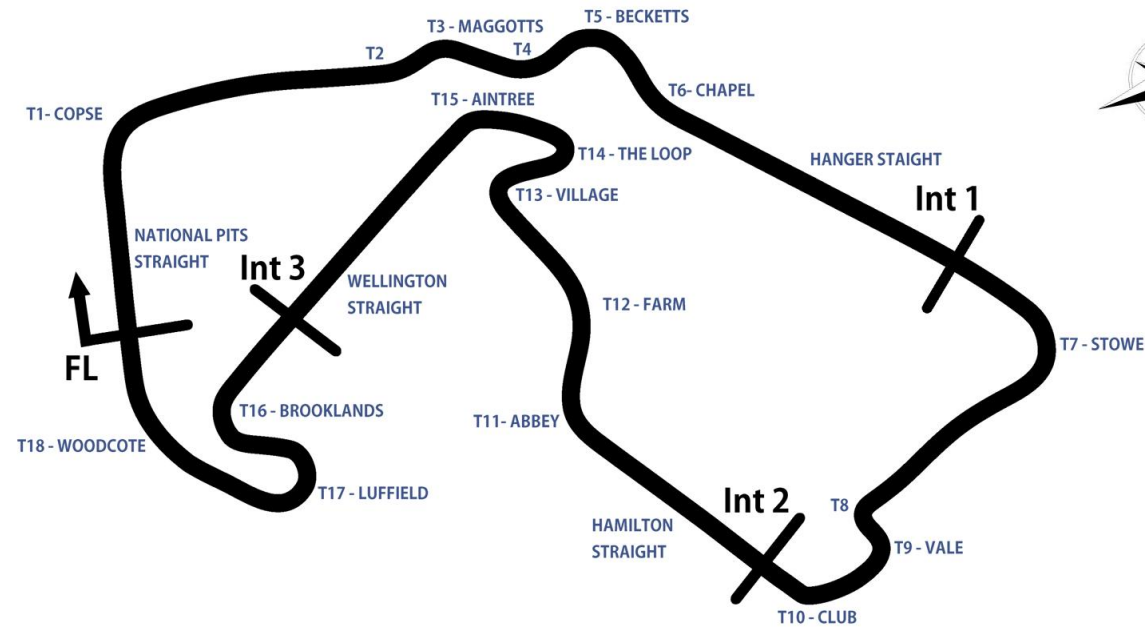
Silverstone GP – August 2<sup>nd</sup> – 3<sup>rd</sup> 2025

# Official Track Map



## Silverstone GP Circuit

Silverstone, Towcester, Northamptonshire, UK



Length	3.6605 miles   5.891 km   5891.0 m		
FL		52.07872 N	1.01711 W
Int 1	2033m	52.06559 N	1.01486 W
Int 2	3168m	52.06826 N	1.02344 W
Int 3	4857m	52.07603 N	1.01669 W
Pit Entry	5839m	52.07859 N	1.01758 W
Pit Exit	305m after FL	52.07880 N	1.01268 W
Pit Entry - Pit Exit	336m, 24.1s @ 50kph, 20.1s @ 60kph		

Results & Live Timing available at – [www.tsl-timing.com](http://www.tsl-timing.com)

Updated - 18/04/2025 10:48



# Radios



Race Control to Driver radio will be used this weekend



Radio Checks 15 mins before session start  
Be ready

Qualifying – In Garages  
Races – In The Assembly Area



When you hear your car number, give a clear thumbs



Used for SAFETY MATTERS only



We are sharing the channel with GB3 for this event  
Especially on Sunday, expect the channel to be used before and during GB3 sessions

# Procedure for Qualifying



Be Ready IN GARAGES  
Radio Checks IN GARAGES



At least 5 mins before session start, go to the working lane  
Do NOT go into the fast lane



GB4 Staff will call each car, in order, to the end of the fast lane approx. 8:55



When the pit exit light turns green, that is the start of qualifying



# Practice starts



Practice starts can only be carried out at the pit lane exit during qualifying only

Location: Line adjacent to the end of the barrier.


Stay far RIGHT as shown  
Do not block the lane

Take care when exiting

# Pit Exit Blend Line



Do not cross the pit exit blend line when leaving the pits



# Procedure for Racing



Proceed to the Assembly Area when instructed



Be Ready for radio checks in assembly



When released, directly to the grid, lined up by marshals.



Countdown of 1 Minute then 30 Seconds, shown from the gantry



Green flag lap will start, full lap, steady pace



NO practice starts, wheel spinning or weaving after FIA Safety Car Line 1

# No Weaving etc.



No Practice Starts

No Weaving

No Wheel Spinning

After FIA Safety Car Line 1





# Returning to the Grid



Make sure you are correctly positioned in the grid markings

Wheels must be WITHIN markings

Front wing may be outside of markings

# Start Procedure



Once all cars are in position,  
5 second board displayed

ALL red lights on

ALL red lights off signals  
the race start

# Control Flags



Control Flags on drivers RIGHT at the control line

Make sure you look EVERY lap to make sure there is nothing out there for you

Can be hard to see, make a conscious effort to check every lap



# Smart Marshalling



Smart Marshalling is in operation for this event

Black & White flags will be given directly to cars. And not necessarily be repeated at the control line

Black & White flags will be displayed on the timing screens for team's info





# Track Limits

Pay Particular Attention to

Turn 1 (Copse)  
Turn 7 (Stowe)  
Turn 9/10 (Exit Value & Club)

The contact patch of all wheels must have contact with the black/white kurbing. (NOT the Green & White)

Judges of Fact are positioned to report infringements


**GB4**  
CHAMPIONSHIP



**MSVR**



# Track Limits



# End of All Sessions



After taking the Chequered Flag, proceed around the FULL CIRCUIT

Enter Pit Lane

Directly to garages

Parc Ferme in garages

GB4 staff may call cars directly to the tech garage if required

After races, top 3 may be stopped under the podium




# Flag Signals



Motorsport UK Regulation NCR Chapter 12, Appendix 8, Art 12

At venues where light panels are operational these light signals will take priority and may be supplemented with flags.



# Yellow Flags




You MUST respect Yellow Flags

Make sure you are in FULL CONTROL of your car in yellow flag zones

No Overtaking

Make it very clear that you have slowed down for yellows. This makes the judicial process much easier

Sector times, onboard video & data may be analysed during the judicial process



Single



Double

# Red Flags




SLOW DOWN progressively under red flags

Be prepared to stop

Absolutely NO weaving or tyre warming

Qualifying: Return to pit lane

Races: Go to the back of the grid, marshals will instruct you from there





# Safety Car Procedure



No overtaking after passing your 1<sup>st</sup> Safety Car boards & yellow flags

Reduce Speed

Catch the safety car quickly but safely

Roof lights ON = Follow exactly where the safety car goes



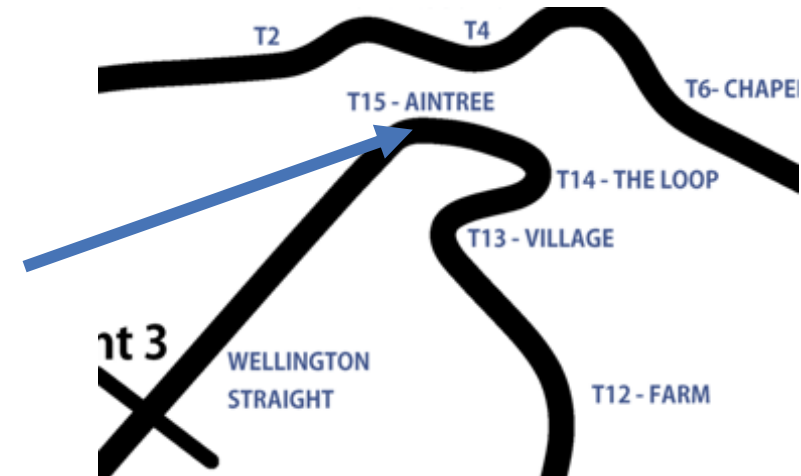
# Safety Car Procedure



Safety car will join the circuit from pit lane



On a restart, lights off T15



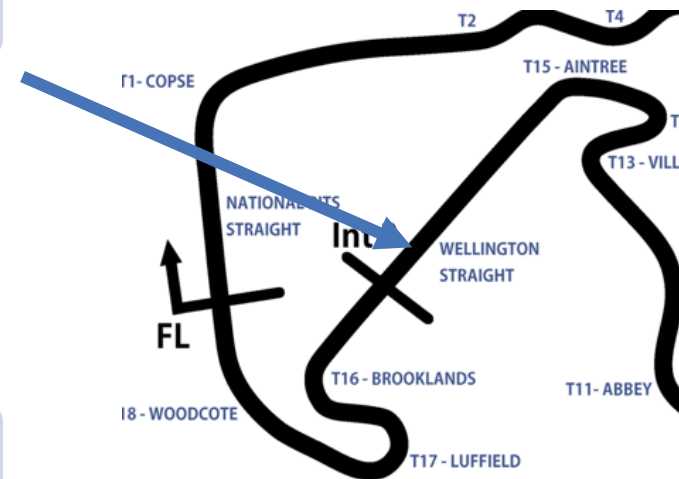
# Safety Car Procedure

After Wellington Bridge

No Weaving

No sudden acceleration or braking

Safety Car will enter pit lane



# Safety Car Restart



No overtaking or overlapping until the Control Line



# Rain Lights



DO NOT use the rain light for anything other than for rain or in an emergency situation



It should NOT be used at any other time



# Re-Read These Notes



This is FREE information



Several drivers getting caught where the info is in this briefing



In your racing career, mistakes like this can cost you a lot. Please do the learning from now



This briefing will be published on the event noticeboard. PLEASE re-read it regularly!



<https://www.msvr.co.uk/car/events/2025/august/sl-03>

# Reminder

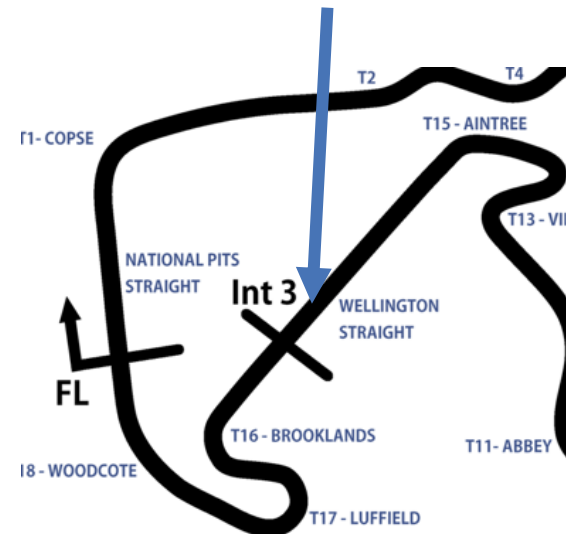


No Weaving, No Tyre Warming, No Sudden Acceleration or Braking

Race Starts  
After FIA Safety Car Line 1



Safety Car Restart  
After Wellington Bridge



# Race with Respect



Applies to ALL team members, personnel, friends, family etc.

This includes “gestures”!



# Have a safe weekend



Driving Standards Advisor is Rob Barff

Have a safe weekend

David Scott  
GB4 Championship Clerk of the Course

Jon Provost  
GB4 Championship Deputy Clerk of the Course

